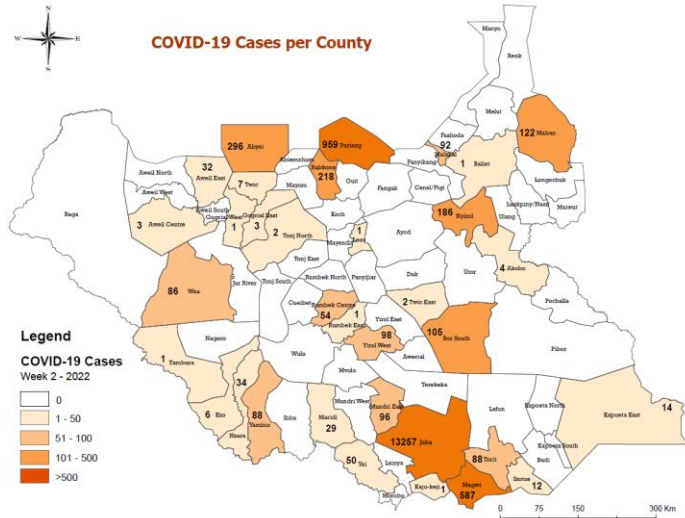




Highlights (as of Week 2)

- **16,533** confirmed cases with **136** deaths, **12,934** recoveries, and **3,463** active cases
- **0.82%** case fatality rate (CFR)
- **289** healthcare workers confirmed as cases
- **280** new confirmed cases during the week with pre-travel screening (**54.6%**) and alerts (**42.9%**) accounting for majority of the cases
- **459** imported cases (**4** new cases this week) mostly from South Sudanese returnees (**285**), Uganda (**55**), and Kenya (**19**)
- **1** admitted to the Infectious Disease Unit (IDU) in Juba during the week (**1 transferred to HBC**)
- Seven-day moving averages for case count and positivity rate were **40.0** cases and **4.7%** at the end of Week 2 compared to **85.0** cases and **9.4%** at the end of Week 1 respectively
- **1,679** in-bound travellers tested at JIA to-date (**8** tested positive, a yield of **0.48%**)



Summary Statistics



Cases 16,533



Deaths 136



Cases in IDU 1



Samples tested 312,988



Fully vaccinated 217,321

New cases 280

New deaths 0

Discharged 0

Crude positivity 5.3%

Epi Curve

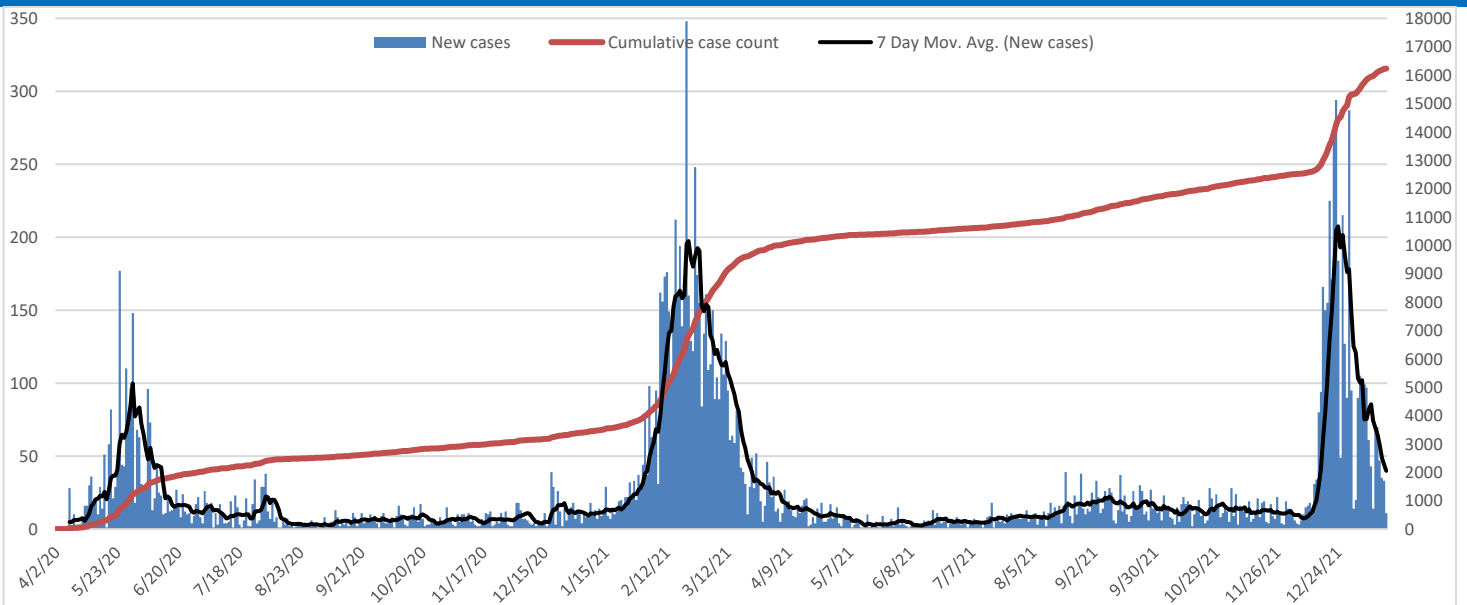


Figure 2. Epidemiological curve of reported cases through Week 2



Epidemiology and Surveillance

Cases

- 280 cases confirmed in Week 2, a 53.2% decrease in reported cases compared to Week 1, the third consecutive week of observed decrease in weekly case incidence
- Majority of new cases came from traveler screening (54.6%) and alerts (42.9%), and from Central Equatoria (54.6%), and Ruweng Administrative Area (22.1%)
- Four new imported cases reported this week
- No new confirmed cases among healthcare workers this week
- Case tally for Week 2 represents 1.7% of cumulative case tally
- 5.0% crude positivity for samples tested during the week (highest yields came from GeneXpert (GXP) sites)
- Trends for moving averages for yield, case count, and proportional daily case change are decreasing (after increasing steeply in epi weeks 50 and 51). More cases were identified in Juba than in the non-Juba sites for the fifth consecutive week. This is due to increased pre-travel testing in the months of December and January
- 46.4% decrease in 7-day moving average for new cases in the last seven days, with a 68.4% decrease in the last 14 days
- 35 (43.8%) of 80 counties in the country have a confirmed case, with no county with a first confirmed case this week
- Cumulatively, age distribution of cases reported is skewed towards people under 50 years old, with most cases occurring among males in the 20-49 age group
- 53.2% of cases are South Sudanese, 21.0% are foreigners, and 25.9% are of unknown nationality
- Two variants of concern (Delta [B.1.617.2] and Omicron [B.1.1.529]) predominate samples sequenced in the last five months, with the Omicron variant predominating (>90%) the last batch of samples sequenced
- 79.9% of cases detected in Juba compared to 20.1% outside of Juba
- Cumulatively, 65.1% of cases came from pre-travel screening, 13.8% alerts/suspected cases, 7.5% contact tracing, 5.9% point of entry screening, and 5.1% sentinel surveillance (2.5% have unknow source)

Deaths

- No new reported deaths in Week 2
- 0.82% CFR
- Need for more active mortality surveillance → response to community death alerts and swabbing of suspect deaths during daily visits to mortuaries

Figure 3: Age and gender distribution

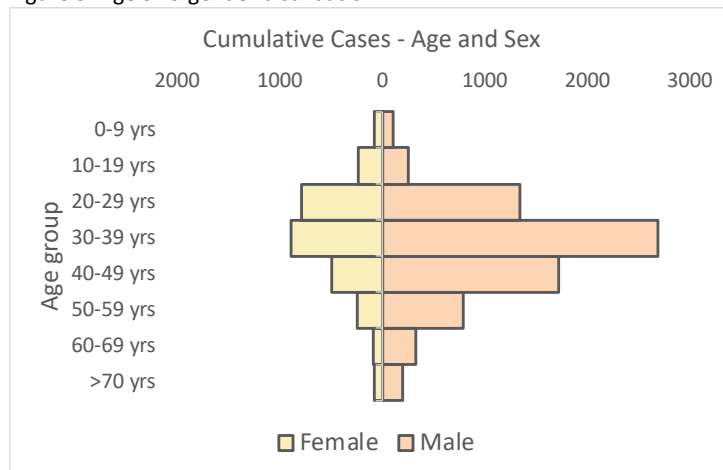
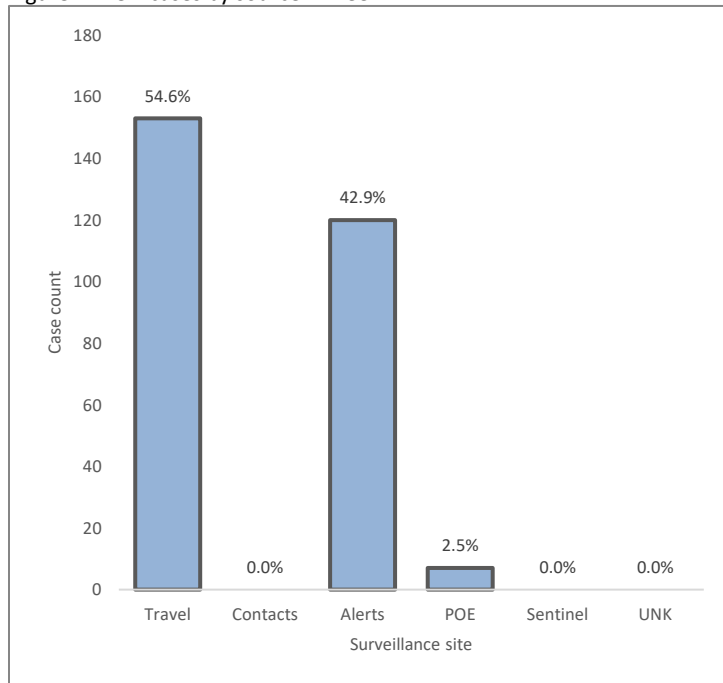


Figure 4: New cases by source – Week 2





Laboratory

- Average positivity yield is 5.0% this week compared to 9.1% in Week 1 (second consecutive week of observed decrease in positivity rate)
- Highest yields reported in 7 GXP sites (Yambio Hosp, Aweil Hosp, Magwi PHCC, Gentile Hosp, Nzara Hosp, Agok Hosp, and Pamir PHCC)
- Positivity yields by testing site were as follows in Week 2: Crawford (5.4%), Med Blue (0.0%), NPHL (4.3%), Nimule (1.6%), Queens Medical Complex (2.6%), Nojum (11.5%), PIC Diagnostic Centre (4.0%), Life Link (0.0%), Check Up (7.9%), Catherine Medical Centre (0.0%), Makpandu (24.7%), Hakima Yacoub (23.8%), Yambio (28.6%), Aweil (50.0%), Juba International Airport (2.3%), Gordhim (0.0%), Yirol (0.0%), Magwi (50.0%), Wau (20.6%), Maridi (17.6%), Pariang (20.3%), Bor (12.0%), Gentile (28.6%), Nzara (36.4%), Yei Hosp (0.0%), Agok Hosp (35.3%), and Pamir (50.0%)
- Positivity yield from GXP sites is 26.6% compared to 4.3% at the NPHL, 1.6% in Nimule, and 3.0% in the private laboratories

Figure 5: SARS CoV-2 PCR test results by week

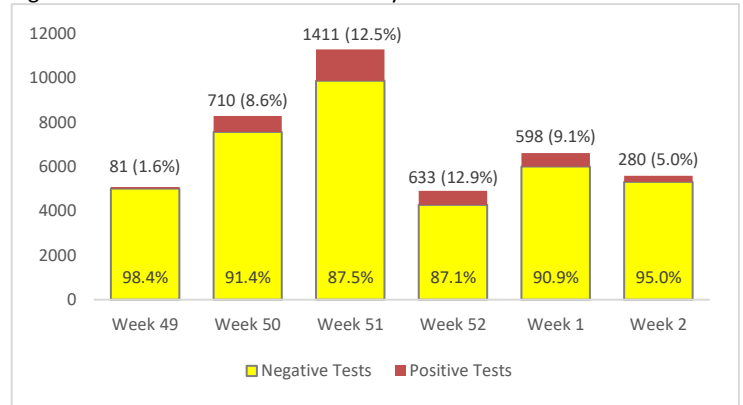
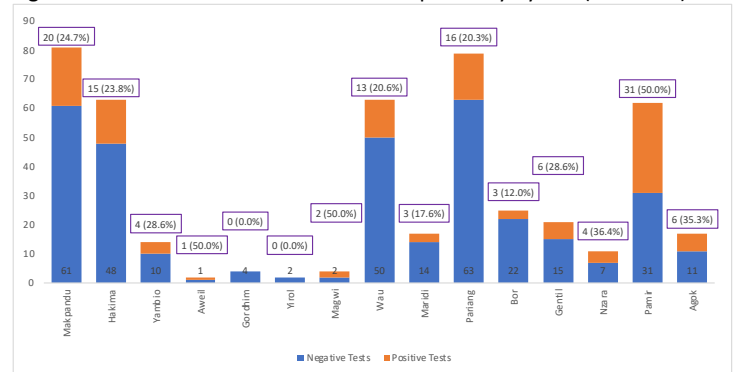


Figure 6: SARS CoV-2 PCR test results and positivity by site (Juba & Nimule)



Figure 7: SARS CoV-2 PCR test results and positivity by site (GXP sites)

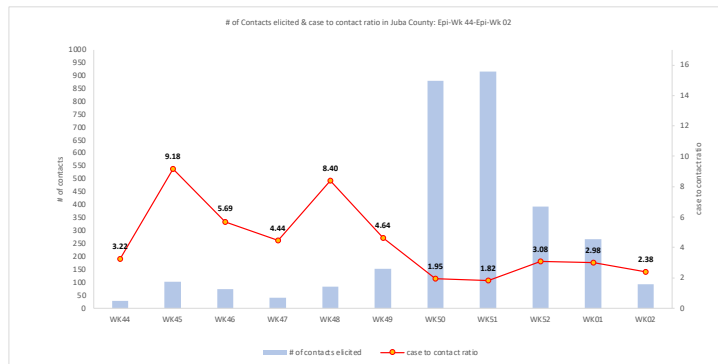




Contact Tracing

- None of the 280 cases recorded this week came from contact tracing
- All 153 of the cases confirmed in Juba County this week were distributed to ICAP for contact listing and tracing
- 126 (82.4%) of the 153 cases were eligible for contact listing (i.e., had valid phone numbers), 39 (31.0%) of whom provided 93 contacts, providing a case to contact ratio of 1:2.4
- 2264 contacts were under active follow-up during the week while 190 contacts completed their follow-up period this week
- Samples were collected from 99 contacts in Juba this week, none of whom tested positive for COVID-19
- Main barriers to enrol contacts continue to be:
 - Unwillingness of cases to list contacts
 - Incorrect contact addresses
 - Contacts not answering their phones

Figure 8: Contacts elicited and case to contact ratio in Juba County: Week 44 -Week 2



Hotline/Alerts

- 13 potential COVID-19 alerts through hotline in Week 2, a 38.1% decrease from alerts reported in Week 1. The decrease in alerts mirrors the observed decrease in weekly case incidence in the last three epi weeks
- 11 of the 13 alerts (84.6%) were verified and interviewed by the rapid response team (RRT), and all (100%) provided samples
- Six (46.2%) of the potential alerts came from Central Equatoria followed by Warrap (30.8%), and Western Bahr el Ghazal, Eastern Equatoria, and Western Equatoria (7.7%)
- Five states (i.e., Northern Bahr el Ghazal, Lakes, Unity, Jonglei, and Upper Nile) did not report any alerts this week
- 120 alerts and suspected cases tested positive for COVID-19 this week
- Cumulatively, 3,475 alerts have been reported, 3,344 (96.2%) were verified, and 3,261 (97.5%) sampled
- Alerts account for 1.0% of total samples tested in the country
- Alerts outside of Central Equatoria are limited

Figure 9: Alert hotline cascade — Week 2

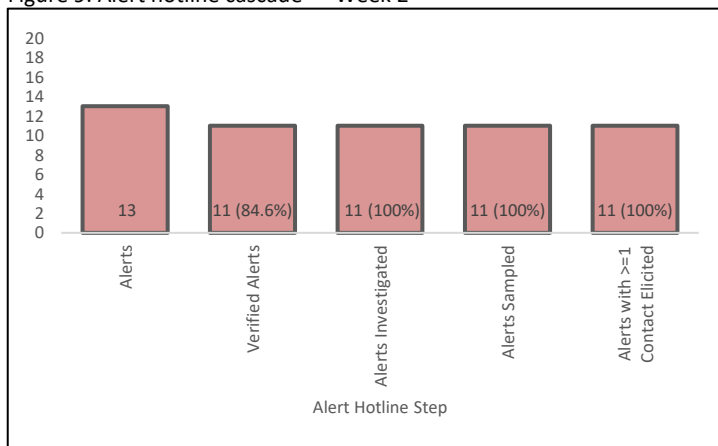
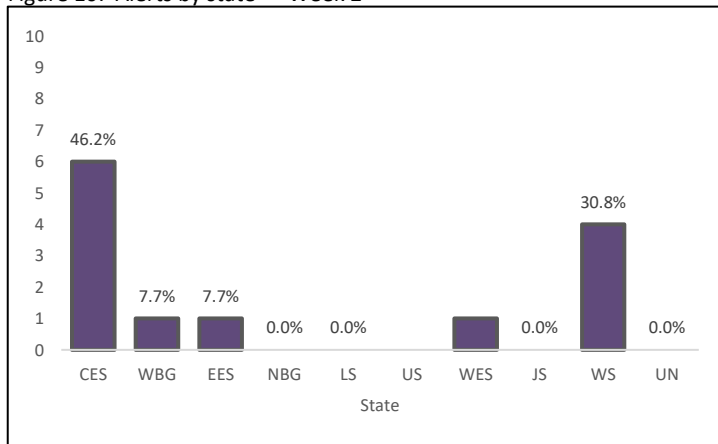


Figure 10: Alerts by state — Week 2



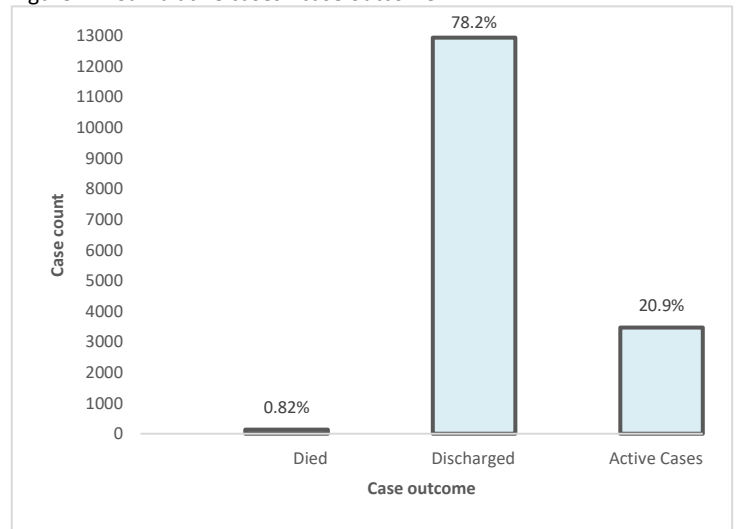


Case Management

- 27.9% of cases managed at home, with 0.1% at health facilities
- 72.4% of cases are missing case management type at first contact although almost all of these were likely managed at home
- 12,934 (78.2%) of cases were discharged as of Week 2, with 3,463 cases (20.9%) under active follow-up
- 136 cases died, a CFR of 0.82%

Case management at first detection	#	% of total cases
Home management	4,581	27.9%
Hospital	20	0.1%
Isolation center	4	<0.1%
UN health facility	2	<0.1%
UN home management	3	<0.1%
Died	10	0.1%
Unknown	11,904	72.4%

Figure 11: Cumulative cases - case outcome



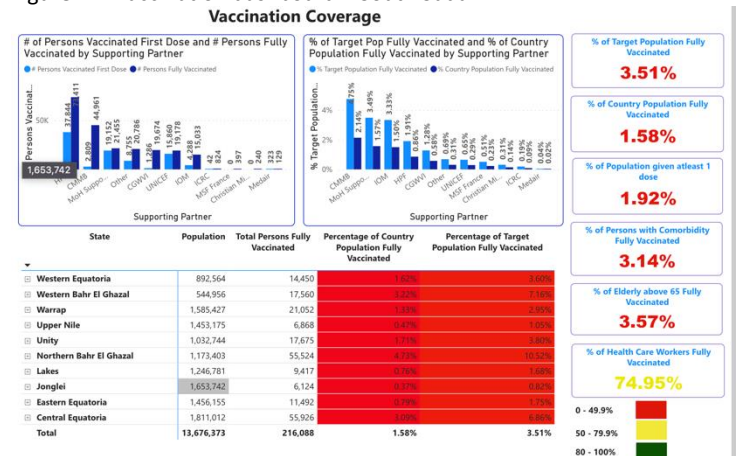
Risk Communication and Community Engagement (RCCE)/Point of Entry (POE)

- The following achievements were registered during Week 2 under the risk communication and community engagement (RCCE) pillar:
 - Community-based contact tracers supported by ICAP, provided information about COVID-19 to 969 persons
- Main challenges for the RCCE pillar include:
 - Community non-compliance with COVID-19 preventive measures
 - Stigmatization of COVID-19 prevents people from reporting suspected cases to the hotline
- POE data are for the Nimule land crossing which only screens arriving travelers
- 5,631 (3,636 males; 1,995 females) were screened this week
- Most of the travelers screened were truck drivers (1,094), returnees (2,929), and other nationals other than truck drivers (1,608)
- Returnees from refugee camps do not undergo quarantine and are not required to present a negative PCR test COVID-19 certificate
- Other nationals and truck drivers are required to present valid negative PCR test COVID-19 certificate to enter South Sudan

COVID-19 Vaccination

- 930,070 vaccine doses received to-date. The latest batch of 108,000 J&J vaccines was received on 30 December 2021
- Vaccination is currently ongoing for the AstraZeneca and J&J vaccines in 74 counties and 335 health facilities
- 309,022 doses administered as of 19 Jan 2022
 - 217,321 fully vaccinated (42,804 with two AZ doses, 174,517 with single dose of J&J)
- 20,412 healthcare workers fully vaccinated
- Gender disparity in vaccine uptake where only 40.0% female received the vaccine, but this has improved in Phase 3
- 630 cumulative adverse events following immunization (AEFI) reported
 - 600 minor AEFI
 - 30 severe AEFI

Figure 12: Vaccination dashboard – South Sudan





Epi week: 2

Date: 10 — 16 Jan 2022

For more information, please contact the South Sudan Public Health Emergency Operation Centre[PHEOC]

Email: sspheoc@gmail.com

Tel #: +211 925 851 662/+211 917 235 355

For additional information follow these links:

http://moh.gov.ss/daily_updates.php

<http://moh.gov.ss/covid-19.php>

Note: COVID-19 testing in South Sudan is free of charge for alerts, contacts of cases, and suspected cases